



Progress Report November 2008

www.schools.nsw.edu.au/psc



CONTENTS

1. Introduction	3
2. Premier's Primary School Sport Challenge	5
3. Premier's Secondary School Sport Challenge	8
4. Premier's Primary and Secondary School Sport Challenge Grants	11
5. Get Active in the Middle Years Program	12
6. Sports Leadership Program	14
7. Girls in Sport Intervention and Research Project.....	18
8. Sports Equipment to Schools Grants Program	22
9. Ambassadors, Promotions, Sponsors	27
10. Professional Learning Workshops	29
11. Information Technology	30
12. Website	31
13. Premier's Primary and Secondary School Sport Challenges - Evaluation and Analysis	32
14. Recommendations	36
15. Appendix A - contains the number of schools, classes/teams and students participating by regions in the Premier's Primary and Secondary School Sport Challenges and an indication of schools requesting a seeding grant.	

"Early on, children in my class enjoyed the Challenge and were particularly keen to reach Diamond level so were very interested each week in seeing whether we'd reached it. We have a Smartboard so all could see. This was motivational each week as I recorded our results on the website."

PSC Facilitator

1. INTRODUCTION

The Premier's Sporting Challenge was announced as a 2007 Government election Commitment to provide enhanced physical activity opportunities for school students through a multi-faceted school sport initiative.

The Premier's Sporting Challenge will provide \$50 million over four years to improve sport facilities and sport equipment levels in Government schools. The \$50 million is comprised of:

- Capital works - \$20 million
- Sports High Schools Capital Works - \$10 million
- Sports Equipment to Schools Program - \$20 million.

Recurrent funding of \$8 million has also been provided for:

- The *Premier's Primary and Secondary School Sport Challenges* to encourage students to reach a pre-determined target of physical activity set by each school
- *Get Active in the Middle Years* to promote physical activity to enhance the engagement through sport of students moving from primary to secondary school
- *Girls in Sport Intervention and Research Project* aimed at promoting the participation of girls in sport and physical activity and
- *Sports Leadership Program*, an online training and credentialing system for students wishing to be accredited as a referee, umpire, sports official or trainer.

The *Premier's Primary School Sport Challenge* and the *Premier's Secondary School Sport Challenge* commenced in schools in May 2008. Other programs are currently in development and research phases.

The Premier's Sporting Challenge Priority Directions Group, Chaired by the General Manager, Learning and Development, oversees elements of the Challenge that are in receipt of recurrent funding. The Regional Directors are represented on this group by Tom Urry, Regional Director, South Western Sydney.

Key Achievements

- Approximately 67,030 students completed the *Premier's Primary/Secondary School Sport Challenge*.
- Of these students 92.5% of participating schools achieved a Premier's Sporting Challenge Silver Award or higher i.e. more than 45 minutes per students per day and - 68% of students achieved the recommended national target for physical activity – 60 minutes per day and a Gold Award.
- 92% of survey respondents indicated there had been a 'significant changes in activity levels of students'.
- \$520,000 of Premier's Sporting Challenge seeding grants has been distributed to 260 schools.
- A total of 24 schools from metropolitan and regional NSW are currently participating in the *Girls in Sport Intervention and Research Project*.

- Four clusters (a total of 19 schools) have been selected for Series 1 of the program *Get Active in the Middle Years*.
- Over 300 students have registered to participate in the inaugural *Learning to Lead Sports Leadership Project*.
- Ambassador visits to over 40 schools across metropolitan and regional NSW. All DET regions received an Ambassador visit.
- Engagement of Principal Sponsor, One Community, for the *Premier's Primary and Secondary School Sport Challenges*.
- A total of 23 state sporting organisations supporting the Premier's Sporting Challenge.
- Development of a comprehensive, interactive website to support the operation and administration of the Premier's Sporting Challenge.
- Development of a model to distribute the first allocation of the *Sports Equipment to Schools Program* – an allocation of \$4.9M to every NSW government school.
- Engagement of the University of Wollongong as the research partner in the *Girls in Sport Intervention and Research Project*.
- 800 school facilitators received a Premier's Sporting Challenge Recognition Certificate signed by the Regional Director.
- 70,000 Premier's Sporting Challenge Certificates were signed by the Premier.



Australian Gymnast Prashanth Sellathurai at Belmore Public School

2. PREMIER'S PRIMARY SCHOOL SPORT CHALLENGE

Key Features

The 2008 *Premier's Primary School Sport Challenge* encouraged all public school students in Kindergarten to Year 2 to increase their participation in moderate to vigorous activity and to lead healthy, active lifestyles. In 2008, 333 primary schools participated in a 15 week sport and physical activity Challenge.

The *Premier's Primary School Sport Challenge* was organised on a class basis. Classes accumulated time students spent being active in a broad range of sports and recreational pursuits during lunchtime, in school sport programs, class time, after school or in weekend physical activity. Any moderate to vigorous activity could be used to accumulate activity time.

Students strived to achieve *Premier's Primary School Sport Challenge Awards* – Bronze, Silver Gold or Diamond Awards.

A total of 22,000 Kindergarten – Year 2 students used a simplified log book to record their days being active. Research suggests that students in Kindergarten - Year 2 are usually very physically active throughout the day and the *Premier's Primary School Sport Challenge* encourages students in Kindergarten – Year 2 to develop an understanding of the value of physical activity.

Kindergarten – Yr 2 Awards	Daily activity
Gold	15 weeks of activity
Silver	10 weeks of activity
Bronze	5 weeks of activity

Stage 2 and 3 students recorded their daily activity time in individual log books, tallied the minutes spent being physically active each week and reported the total to their class teacher.

Year 3 – 6 Awards	Daily average activity time per student
Diamond	80 minutes per day
Gold	60 minutes per day
Silver	45 minutes per day
Bronze	30 minutes per day

Those classes that reached an Award level received a *Premier's Primary School Sport Challenge Certificate*.

Class teachers and students were able to follow the class average weekly activity time on a *Premier's Primary School Sport Challenge* wall chart.

Challenge Facilitators within each school registered class activity time online through the Premier's Sporting Challenge website. As time was registered on the website, class progress towards a *Premier's Primary School Sport Challenge Award* was displayed.

Award	2008 recipients
Diamond	5
Gold	227
Silver	82
Bronze	19

Premier's Primary School Sport Challenge Award certificates - Diamond, Gold, Silver or Bronze – were sent to the 333 schools that completed the 2008 *Premier's Primary School Sport Challenge*.

In addition 67,030 students received a *Premier's Primary School Sport Challenge* certificate based on the average participation level of their class across the 15 weeks of the Challenge.

During the Challenge the schools progress toward achieving a Premier's Sporting Challenge Award could be tracked by school communities via the Premier's Sporting Challenge Boards located on the Challenge website.

The Premier's Sporting Challenge website also displayed a second Challenge Board to record progress of classes within each school. Access to this information was restricted to the host school.

2008 Premier's Primary School Sport Challenge evaluation

Formative evaluation occurred throughout the Challenge. A variety of tools were used including school visits, formal and informal discussions with teachers and staff. E-mail and telephone correspondence continued throughout the Challenge. Students were included in program evaluation through personal conversation and class discussion.

Formal evaluation of the program included a random survey of schools, a videoconference with four country schools and a face-to-face evaluation meeting with Facilitators from 5 schools across metropolitan Sydney.

A summative evaluation of the program is included in Evaluation and Analysis.

Recommendations arising from the evaluation process to guide future conduct of the program are included on page 36 of this report.

Highlights

- 65% of schools entered every class in the Challenge. XX Central schools are enrolled in the Challenge, XX registering all primary and secondary students
- 195 regional schools (59%) participated in the Premier's Sporting Challenge and 138 metropolitan schools (41%)
- The K-2 students log books were an outstanding success with schools

- embracing the ease of recording
- Seeding grants were provided to 200 participating primary schools. All NSW schools will have the opportunity to receive a seeding grant over the 4 year period 2008 – 2011.

SEEDING GRANTS	2008	2009	2010	2011
Number of Primary schools to be funded	200	480	480	480
Number of schools that applied for a seeding grant	278			

**Premier's Primary School Sport Challenge – sample of schools activity
Fairy Meadow Demonstration School**

To celebrate the commencement of the Beijing Olympic Games, the students at Fairy Meadow Demonstration School held their own Olympic day complete with an Opening Ceremony, a range of sporting events, National Anthems, flag raising, Olympic rings and a moving Torch relay.

Students participated in a variety of Olympic events with a twist, including Decathlon, Equestrian, Sausage Toss, Synchronised Swimming, Rowing, Low Jump, Frisbee Discus and Scooter Pursuit.

A Closing Ceremony concluded the day. A fun and active day for all!



"Our Mini Olympics was fantastic; teachers and students thought it was a fun and exciting day."

Julia and Rikki-Lee Year 6.

"My class enjoyed the Olympics and couldn't wait to complete their log book."

Mr Hailstone, Year 1 Teacher.

"The Clinics were great fun where we learnt new skills from great players. We had the experience of a lifetime."

Ari and Hayden, Year 6.

Shellharbour Public School has increased physical activity at recess and lunchtime through Premier's Sporting Challenge games. They are currently looking to develop a new program with the local Surf Club a part of the Premier's Sporting Challenge.

Budgewoi Public School has involved students in managing the equipment room at recess and lunch, to encourage play ground activity.

Copacabana Public School has developed a Surf Awareness program with the Central Coast Surf Life Saving Association to further involve their students in the school community.

Hilltop Road Public School has increased activity time with a reintroduction to the morning fitness and "Health Hustle".



3. PREMIER'S SECONDARY SCHOOL SPORT CHALLENGE

Key Features

The 2008 *Premier's Secondary School Sport Challenge* encouraged all public school students in Years 7 – 12 to increase their participation in moderate to vigorous activity and to lead healthy, active lifestyles. In 2008, 71 high schools participated in a 15 week sport and physical activity challenge.

Students, in teams of 10, accumulated time spent being active each week in a broad range of sports and recreational pursuits. The accumulation of activity time occurred during lunchtime, school sport programs, class time, after school or in weekend physical activity. Each student recorded their individual activity time in their own log book and reported weekly activity time to their Team Leader.

The average weekly activity time for each team was recorded online by the teacher appointed as the Facilitator. When time was registered on the website team progress toward a Premier's Sporting Challenge Award was displayed.

Premier's Secondary School Sport Challenge Awards - Diamond, Gold, Silver, Bronze and Encouragement - were sent to the 71 schools which completed the 2008 *Premier's Secondary School Sport Challenge*. The Award level for each school recognised the average participation level of all teams in that school.

Award	Daily average activity time per student	2008 recipients
Diamond	80 minutes per day	11
Gold	60 minutes per day	31
Silver	45 minutes per day	20
Bronze	30 minutes per day	8
Encouragement	20 minutes per day	1

In addition 6,990 individual students received a *Premier's Secondary School Sport Challenge* certificate for their team's average participation level across the 15 weeks of the Challenge.

Throughout the Challenge, progress toward achieving a *Premier's Secondary School Sport Challenge* Diamond, Gold, Silver, Bronze or Encouragement Award could be tracked by school communities by accessing the Premier's Sporting Challenge Boards located on the Challenge website.

The Premier's Sporting Challenge website also displayed a second Challenge Board to record progress of individual teams within each school. Access to this information was restricted to the host school.

2008 Premier's Secondary School Sport Challenge evaluation

Formative evaluation occurred throughout the Challenge. A variety of tools were used including school visits, formal and informal discussions with teachers and staff. E-mail and telephone correspondence continued throughout the Challenge. Students were

included in program evaluation through personal conversation and class discussion.

Summative formal evaluation of the program included a random sample survey of 15 schools, a videoconference with four country schools and a face-to-face evaluation meeting with Facilitators from 5 schools across metropolitan Sydney.

A summative evaluation of the program is included on page 32 Evaluation and Analysis.

Recommendations arising from the evaluation process to guide future conduct of the program are included on page 36 of this report.

Highlights

- Fort St HS, Georges River College Peakhurst Campus and Callaghan College Waratah Technology Campus completed the Challenge with more than 35 teams recording activity for 15 weeks.
- Special Schools (Coreen, Havenlee) and Central Schools (Quandialla, Ungarie, Walcha) participated with every student and some teachers
- Many schools used the Challenge as a focus for Year groups, especially Year 7 entering high school
- Seeding grants were provided to 60 participating secondary schools. All NSW schools will have the opportunity to receive a seeding grant over the 4 year period 2008 – 2011.

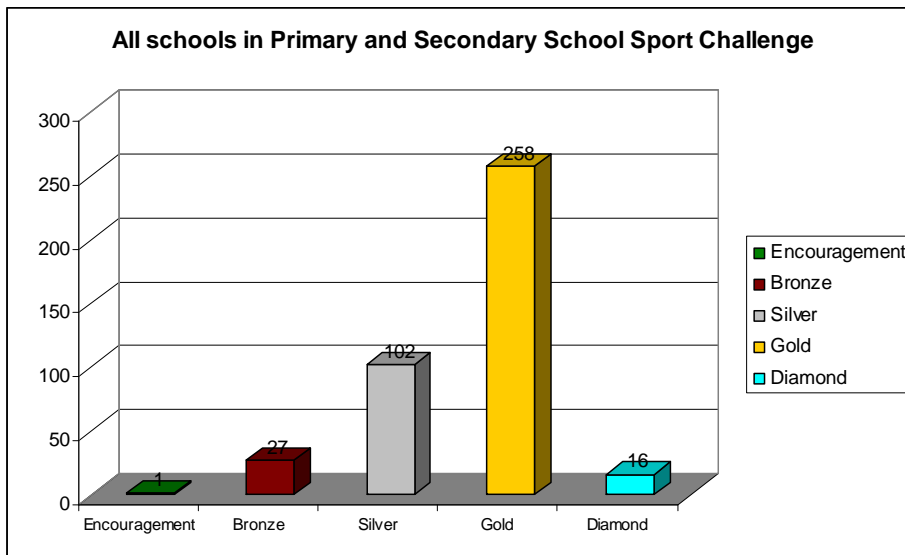
SEEDING GRANTS	2008	2009	2010	2011
Number of secondary schools to be funded	60	113	113	113
Number of schools that have applied for a seeding grant	65			

Premier's Secondary School Sport Challenge – sample of schools activity

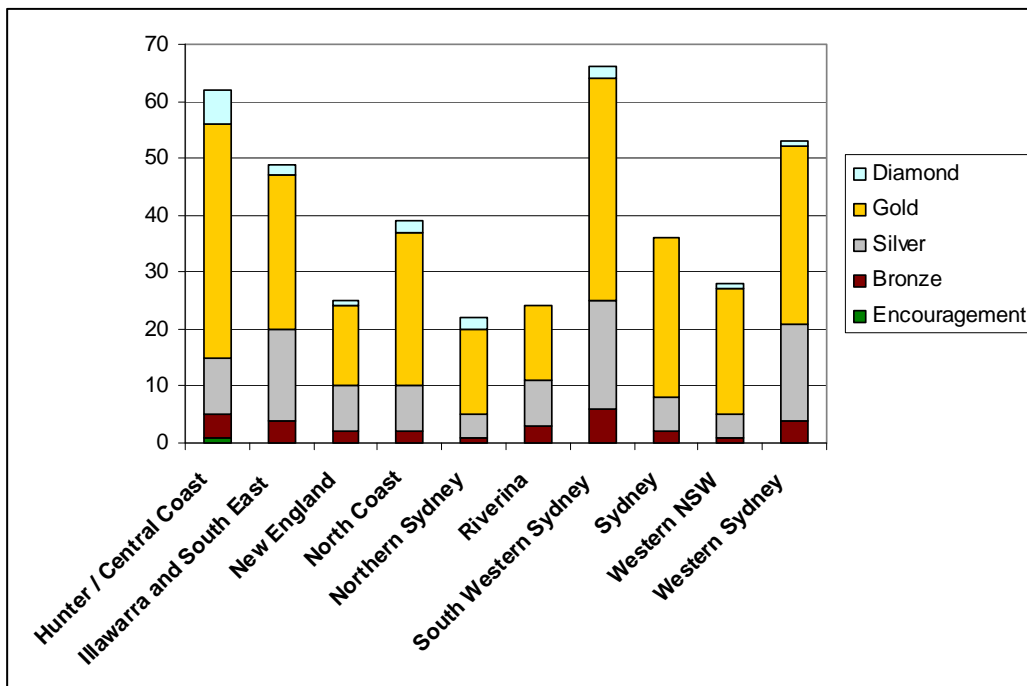
Cranebrook High School has undertaken a variety of activities! Activities include in-school activities such as Dance groups, after school training for school basketball/netball/touch competitions, the Cranebrook High brisk walking group and operating a fitness club before school.

Hunter School of the Performing Arts has many students training before, during and after school in Aerobics. Many students accrued time Dance - participating during school time, before and after school. Students were also active in gymnastics, tennis, sailing, golf, cricket, touch and yachting.

Number of Schools achieving a Premier's Sporting Challenge Award, per Award Category



Premier's Sporting Challenge Awards: breakdown per region



4. PREMIER'S PRIMARY AND SECONDARY SCHOOL SPORT CHALLENGE GRANTS 2008

A total of \$520,000 has been allocated in 2008/2009 to support the participation of 60 secondary schools and 200 primary schools in their respective Challenges - an average seeding grant to schools of \$2,000.

Grants are used by schools to implement local physical activity and healthy lifestyle initiatives associated with the Premier's Sporting Challenge. Schools may choose to utilise grants to support the following areas and activities:

- Sport and physical education professional learning activities
- Teacher relief to support the school Premier's Sporting Challenge Facilitator
- Teacher relief for the engagement of a physical education teacher to support primary teachers in implementing physical activity programs
- Student leadership training, particularly in the Secondary Challenge
- Costs associated with student roles such as photographer, journalist, team manager
- Middle Years and transition strategies
- Resources for activities implemented through a learning community or involving partner schools.

Current Activity

Educational Measurement and School Accountability Directorate developed a number of models for consideration by the General Manager, Learning and Development. The modelling presented the 200 primary and 60 secondary schools for funding based on students numbers and the proportion of classes and teams compared to school population.

The school to receive the highest funding is Harrington Park Public School (\$5295.50; P1 school with 745 participants) and the school to receive the lowest funding is Mirbulong Public school (\$703.10; P6 school with 9 participants)



Craig Wing at Annandale North Public

5. GET ACTIVE IN THE MIDDLE YEARS PROJECT

Key Features

This project aims to engage clusters of schools in an action learning process to:

- improve student engagement in sport and physical activity in the Middle Years
- support positive transition of students from primary to secondary schools
- strengthen teachers' understandings of the continuum of learning and Middle Year issues in relation to physical activity, movement skills and sport as students move from primary school to secondary school.

Project schools will identify areas or issues related to students' engagement in physical activity that could be improved and develop a project plan including appropriate interventions to sustain student engagement in physical activity.

A pilot of four school clusters will be conducted over an 18 month period commencing February 2009 and concluding in August 2010. The project will be expanded over the proceeding two years to involve school education groups in each of the 10 school regions.

Selected school education groups and learning communities participating in the project will receive a base funding grant to support the development and implementation of their action learning plans. School education groups will be supported by a project officer, professional learning opportunities and information accessed via the Premier's Sporting Challenge website.

Progress reports, due in August 2009, February 2010 and August 2010, will include:

- the project team's action learning plan
- actions to date
- professional learning activities
- financial expenditure
- plans for project sustainability.

Best practice models and activity schedules as well as School/Cluster Reports will be made available online for consideration and use by all schools.

Current Activity

Ten clusters/ learning communities applied for the pilot *Get Active in the Middle Years* project advertised in the August edition of *InPrincipal*. Four clusters were identified to commence action learning projects in February 2009. Letters notifying schools of the outcome of their application and the attendant grants have been prepared for principals.

A planning conference to introduce project teams to the initiative is planned for 26 and 27 February 2009.

Comment

It is expected that project teams will:

- identify a team of 6 - 8 teachers to participate in the *Get Active in the Middle Years* action learning project
- determine a focus of their project and develop a project plan based on local needs and expertise
- build into their project plan strategies to support action learning, i.e. planning, acting, observing, describing and reflecting
- promote sustainable professional learning for team members
- submit progress reports in April 2009, October 2009 and August 2010.

The *Get Active in the Middle Years* project offers synergies with the *Sport Leadership* strand. Students developing leadership competencies in the Middle Years can acquire qualifications as sport officials which will be recognised and utilised in the wider scope of the Premiers' Sporting Challenge.

The potential to develop a community base of volunteers under these programs is considerable. The Premier's Sporting Challenge will partner the NSW Department of Sport and Recreation in several elements of the Leadership and Middle Years initiatives.

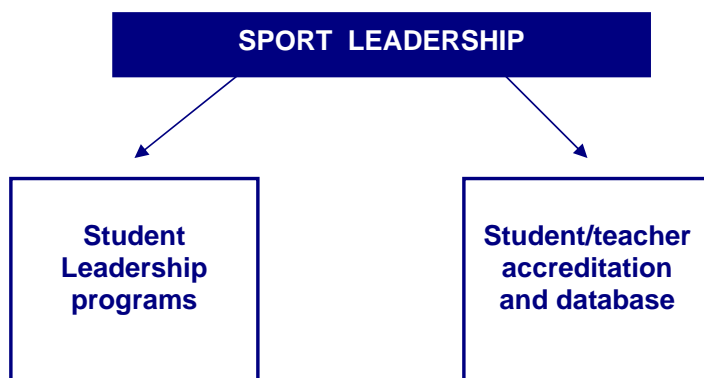
Anticipated Project rollout:

- Pilot Project February 2009 – August 2010 = 4 clusters
- Stage 2 July 2009 – November 2010 = 2 continuing clusters; 8 new clusters
- Stage 3 July 2010 – November 2011 = 4 continuing clusters; 10 new clusters

6. SPORTS LEADERSHIP PROGRAM

The objective of the *Premier's Sports Leadership Program* is to develop in students the skills, values and attitudes that are fundamental to enjoyment and success in sport as a participant, official or spectator. The potential to expand online professional learning opportunities for teachers is a critical component of the program.

In 2008 two components of the Sports Leadership Program were identified.



Student Leadership Programs

Key Features

The Student Leadership program consists of a series of workshops presented to students in Years 5 – 8. The workshops aim to train and promote students as sport leaders. The program commences with Year 5 students participating in *Learning to Lead* workshops and concludes with a Year 8 *Coaching and Officiating at School* course.

The Student Leadership program includes the *Values in Sport* module developed by the NSW Department of Sport and Recreation. This module encourages students to demonstrate the qualities of teamwork, fairness and respect to their school cohort and complements the concept of leadership embedded in the Premier's School Sport Challenges.

Premier's Sporting Challenge ambassadors support the conduct of practical sessions that students attend after completing theory components in each of the staged courses.

As students progress through the Leadership program they will become eligible for Premier's Sporting Challenge Sport Leadership awards as part of a Premier's Sporting Challenge credential which tracks student engagement and achievements in school sport K-12.

Current Activity

Four pilot workshops, involving 300 students, are being trialed in Term 4 2008 with

follow-up sessions in Term 1 2009.

Participating schools in the pilot include:

Dates	Pilot Schools	Region	Venue
November 25	Cronulla Public School Waterfall Public School Taren Point Public School Cronulla High School	Sydney	Cronulla Public School
November 26	Werrington County Public School Cambridge Park Public School Kingswood Public School Kingswood Park Public School Werrington Public School Cambridge Park High School	Sydney West	Cambridge Park High School
December 2	Westdale Public School Attunga Public School Oxley Vale Public School Tamworth South Public School Kootingal Public School Hillvue Public School Oxley High School Tamworth High School	New England	Westdale Public School
December 5	Budgewoi Public School Northlakes Public School Bluehaven Public School Toukley Public School Northlakes High School	Hunter/Central Coast	Northlakes High School

The workshops will enhance:

- the sporting and physical activity interests of students from Year 5 – 8
- skills in the conduct, management and leadership of sport and physical activity at school
- students' support of current school sport and physical activity.

Background information, tasks and workshop resources have been placed on the newly developed Sports Leadership menu on the Premier's Sporting Challenge website.

Comment

The development of the Sports Leadership program has involved meetings with state sporting organisations and Challenge partners, such as the Australian Rugby League, to create online material for teachers and students.

Consultations are planned with NSW Surf Lifesaving Association, Royal Lifesaving Society NSW Branch and Australian Professional Ocean Lifeguard Association to expand the online capacity of the Sports Leadership program.



Key Dates

- November 2008 – pilot workshops begin
- December 2008 – Copacabana Public School and Central Coast branch of NSW Life Saving staging pilot Kindergarten – Year 6 surf life saving program
- March 2009 – pilot evaluation



News from Olivia and Hannah - Year 6 sport coordinators of Kulnura Public School

"At Kulnura Public School we are incorporating sport clinics into our free time to run each day for the students to get healthy and fit. This way they are becoming more fit and are working towards getting Gold and higher in the Premier's Sporting Challenge".

"The students of Kulnura Public School are increasing their levels of activity every day. The year 6 students in the 4/5/6 class have designed clinics for students to participate in every school day. There is an attachment of our schedule for the clinics. We have made a few changes to the schedule to ensure that all ages get a fair chance, especially at Binball!"

"Our school is on track for Silver but we are seeking to reach for Gold and higher achievements. Students are becoming more involved with the program as we are progressing."

Student and Teacher Accreditation and Database Development Program

Key Features

The Student and Teacher Accreditation Program and database development will encourage students and teachers to acquire online training and credentialing as sport leaders.

All credentials for students and teachers are being negotiated through state sporting organisations who will act as providers and accrediting agencies.

The School Sport Unit plans to provide online professional learning opportunities for teachers. The *Coaching and Managing School Sport* workshop, an accredited course with the NSW Institute of Teachers, has been identified for website application.

Interest in, and completion of online credentials will occur via registration on the Premier's Sporting Challenge website.

This registration process will facilitate students receiving Premier's Sporting Challenge Sport Leadership awards and the development of a database of student skills and knowledge. A credential database has the potential to support the delivery of school and representative sport programs and community sport events.

Comment

The Student and Teacher Accreditation and Database Program is in development phase.

The Department's IT Directorate staff, expert website designers and the Premier's Sporting Challenge team members are collaborating to establish website capacity and structure.

It is anticipated that following the confirmation of the Business Requirements pertaining to Sport Leadership the Student and Teacher Accreditation and Database Program will be a focus area for expansion in 2009.

7. GIRLS IN SPORT INTERVENTION AND RESEARCH PROJECT

Key Features

This is a multi-component, school and community-based intervention and research project aiming to create school and community environments that encourage and support the full involvement of girls in every aspect of physical activity including sport, physical education, recreation and leisure time activities, toward life-long participation.

The *Girls in Sport Intervention and Research Project* (GiS) involves 24 high schools selected through a formative research process. Schools have been pair-matched by size and other demographics for baseline measurement and randomly assigned to intervention and control groups.

Specific intervention strategies and activities will be designed in conjunction with school-communities on the basis of information gathered through the formative research conducted by the research team.

School project teams are engaged in a three year project with a two year intervention period. Teams will comprise sport coordinators, physical education teachers, health professionals and school community members working with an academic partner from a NSW university. The academic partner will act as an external mentor or facilitator for the school project teams.

Schools will be supported in implementing, planning and sustaining interventions with a grant of \$5,000 in each year 2009 and 2010.

Teachers in these school-based action learning teams will identify a range of intervention strategies and professional learning needs on the basis of information gathered through the formative research process.

Best practice models and activity schedules as well as School/Cluster Reports will be made available online for consideration and use by all schools.

Current Activity

The University of Wollongong has been engaged as the academic researcher to conduct the *Girls in Sport Intervention and Research Project*. The University is leading a consortium of researchers from University of Newcastle, University of New England, Southern Cross University and University of Sydney. These regionally based academics will support the intervention schools' project teams. Regular tele-conferences conducted with all members of the consortium and the DET Project Officer have facilitated visits to intervention schools in Term 4.

32 schools responded to an Expression of Interest, advertised through *InPrincipal* in August, to be part of the three year study. The successful schools were pair matched as follows:

INTERVENTION SCHOOLS	CONTROL SCHOOLS
Lambton High School	Tuggerah Lakes Secondary College – Berkeley Vale Cam
Picnic Point High School	Elderslie High School
East Hills Girls High School	Riverside Girls High School
Warilla High School	Nowra High School
Grafton High School	Inverell High School
Narrabri High School	Richmond River High School
Colyton High School	Callaghan College - Waratah Campus
Glendale Technology High School	Toronto High School
Gorokan High School	Greystanes High School
Mulwaree High School	Keira High School
Goulburn High School	Moss Vale High School
Manilla Central School	Uralla Central School

Principals and project team members have been invited to attend an introductory planning conference scheduled for 26 and 27 November 2008 at the Mercure Hotel Airport Sydney.

An intervention advisory group has been established as part of the *Girls in Sport Intervention and Research Project*. This group comprises Department staff from Curriculum, Gender Equity and Strategic Initiatives Directorates. Representatives from other Government departments such as Health and Sport and Recreation, the Premier's Council for Active Living, University of Wollongong as well as an independent expert in gender will contribute their expertise and experience in identifying and supporting strategies to improve girls' participation in sport.

Immediate Actions

1. Inform the Department's Intervention Advisory Group on Gender of the GiS Initiative
2. Position information relating to the GiS on the healthy kids website which is sponsored by the Department of Health, DET and Sport and Recreation NSW.
3. Investigate use of Connected Classrooms technology for the 12 intervention schools.
4. Approach the Student Representative Council to nominate two female students to join the Department's Intervention Advisory Group.
5. Continue to seek an appropriate representative from local government to sit on the Advisory Group.
6. Develop communication strategy to support the promotion of the GiS.

Comment

This project is viewed by universities that regularly conduct research in an education setting as an opportunity to capture definitive, reliable information on strategies that work to change physical activity behaviors and increase participation levels of girls aged 14 - 16.

The project will present credible interventions supported by research, sound methodology and good practice principles. The project will have:

- comprehensive, systemic and sustainable approaches
- school-community centred intervention/s, within a broader framework to address social, cultural and structural inequities in school-community sport and physical activity
- integration with relevant curriculum and school, departmental and other Government initiatives and policy
- collaboration within and between schools, communities, Government and non Government sectors
- specific targets and equity focus with attention to the differing priorities, needs and perspectives of sub-groups of girls
- capacity building features by facilitating young people, teachers, parents and school communities to develop and implement appropriate strategies to meet their identified needs
- rigorous evaluation.

Expected Outcomes

- Increased participation levels and rates of targeted girls in regular sport and physical activity
- Greater awareness among participating schools and community sport and physical activity providers of the needs, interests and issues for girls
- Sport and physical activity programs that are better designed to meet these needs
- Functional links to community sport and physical activity facilities and services
- Improved confidence and self efficacy of participating girls
- Integrated opportunities for girls and boys to contribute to and influence decisions about sport and physical activity participation of girls
- More involvement in school and community sporting activities.

Key Dates

- August 2008 – EOI to research institutions and identification of participating schools
- October 2008 – school visits commenced
- November 2008 – planning conference at Mercure Hotel
- 2010 - Presentation of preliminary results of the intervention and research project in Sydney at the World Conference on Women.

Project Funding

A budget of \$300,000 over 3 years has been allocated to the project to meet costs of research staff and field officers implementing a range of interventions.

Project Rollout

- Stage 1: Intervention research, consultation and development – school/cluster selection, protocol development and pilot work August 2008 – Dec 2008
- Stage 2: Intervention (1 year) and follow-up (6 months) – 2009 -10
- Stage 3: Analysis and report preparation – 2010



8. SPORTS EQUIPMENT TO SCHOOLS PROGRAM

Tied grants totaling \$5M will be rolled out 2008/2009, \$7.5M in 2009/2010 and \$7.5M 2010/2011. This funding is additional to the discretionary funding estimated at \$4.8M per annum that government schools currently spend on sports equipment.

The Department's Contracting and Procurement Unit established a Contract Management Committee in February 2008 to provide advice in the development of the equipment specifications and rollout of the grants to schools. The Secondary Principals' Council and the Primary Principals' Association each have a metropolitan and regional area representative on the committee.

The Department of Commerce subsequently released a whole of Government State Contracts Control Board contract for the supply of sporting goods with a closing date of 18 September 2008. The State Contracts Control Board is expected to approve a supplier on the 26 November 2008. A draft timetable on the rollout of the tender contract is provided next page.

It is proposed that the Premier write to school principals following the confirmation of the sporting goods supplier 26 November 2008 advising them of the impending rollout of the sports equipment grants to all public schools in NSW. The notification to schools this year of ordering procedures will enable them to order sports equipment in February 2009.

Sports equipment to be supplied by the successful tenderer(s) will include:

- gym equipment to promote balance, agility, flexibility and coordination skills including specialized equipment for students with special needs
- sports court and field equipment for sports such as basketball, netball, football and volleyball
- sports kits to cater for modified sports programs such as Kanga Cricket in primary schools
- equipment to support fitness centres in secondary schools.

The majority of sport and games equipment will be assembled in a range of 35 kits, tailored to suit various age groups and sporting categories.

In association with the Premier's Sporting Challenge team, the Department's Educational Measurement and School Accountability Directorate have proposed a model for the allocation of sports equipment grants. The model includes all government schools across all classifications including Hospital and Juvenile Justice Schools and Environmental Education Centres.

Under this model:

- all schools regardless of size are allocated a minimum of \$725 per annum and a dollar value per student of \$4.47 based on official 2008 student enrolment data
- there is less variance than other models considered between the school that receives the highest allocation and the school receiving the lowest allocation (\$9,127 and \$734)

- a school with the lowest allocation is able to purchase at least two quality sports kits
- schools will purchase sports equipment from an online catalogue with distribution of the equipment to schools managed by the successful tender company
- the average allocation to schools is \$2,230.

The range of funding extends from Bendick Murrell Public School, classified as a P6 with an enrolment of two students and allocated \$734 (with a base grant of \$725) to Cherrybrook High School with a school population of 1880 students receiving \$9,127, also with a base grant of \$725.

Under this model, the allocation of Sports Equipment Grants per region is indicated below.

Region	Amount
Hunter/Central Coast	\$693,523.33
Illawarra South East	\$476,865.60
New England	\$187,641.47
North Coast	\$502,101.59
Northern Sydney	\$491,668.54
Riverina	\$286,890.14
South Western Sydney	\$773,160.43
Sydney	\$547,852.16
Western NSW	\$314,421.28
Western Sydney	\$622,910.03
Total	\$4,897,034.58

Quality Control

The contract will specify Key Performance Indicators. The Department's Procurement Directorate will appoint an officer as Vender Management to maintain required standards and operating performances.

Purchasing Process and Procedures

The Department's Procurement Directorate is currently liaising with Strategic Initiatives on the establishment of an appropriate purchasing procedure that allows DET to track and capture relevant data around school purchases, payments and deliveries.

Two E-platform models have been considered:

1. e-Platform interface with vender
2. Vender populates e-Platform with product catalogue.

The second model is the preferred model at this stage with access provided via the Premier's Sporting Challenge website.

Next Steps

1. Confirm purchasing option
2. Procurement to develop a webpage to support the Premier's Sporting Challenge website

3. Procurement to meet with Primary Principals' Association and the Secondary principals' Council to demonstrate purchasing procedure
4. Develop a communication plan (draft plan following)
5. Develop a purchasing training manual
6. Finalise vender report requirements
7. Develop post implementation customer care plan.

Tasks	Schedule Date	Completion Date	% Completion	Ownership
RFT Issued	18/08/2008	18/09/2008	100.00	Commerce
Tender Briefing	8/09/2008	8/09/2008	100.00	Commerce/DET
TEP	8/09/2008	17/09/2008	100.00	Commerce/DET
RFT Closed	18/09/2008	18/09/2008	100.00	Commerce
RFT download/pre evaluation	19/09/2008	22-26/09/08	100.00	Commerce
Tender Initial Review	22-26/09/08	22-26/09/08	100.00	Commerce
RFT Evaluation	2/10/2008	31/10/2008	100.00	Commerce/DET
Evaluation Report	3/11/2008	11/11/2008	100.00	Commerce
Send Evaluation Report to TET members for approval	12/11/2008	13/11/2008	100.00	DET
ER recommendation to be Presented to Steering Committee	14/11/2008	14/11/2008	100.00	Commerce/DET
ER Report forwarded to GGM Commerce	17/11/2008	17/11/2008	0.00	Commerce
Board Submission	17/11/2008	17/11/2008	0.00	Commerce
SCCB Approval	26/11/2008	26/11/2008	0.00	Commerce
Negotiations with Recommended Supplier	27/11/2008	24/12/2008	0.00	Commerce/DET
CRG/TET to finalise DET approved catalogue	12/11/2008	26/11/2008	0.00	DET
DET Directors to Review Implementation Plan	17/11/2008	27/11/2008	0.00	DET
DET only catalogue to be loaded/uplifted onto Smartbuy	27/11/2008	27/12/2008	0.00	DET
Schools to commence purchasing	3/02/2009	31/11/2011	0.00	DET

Communication Plan

	Notes	Timing	Contact/ Action
TERM 4 2008			
School Mail Out	<ul style="list-style-type: none"> Premier's letter and flier to be mailed to schools – 2 per school (1 for Principal, 1 for HT PD/H/PE) Letter to announce tender, detail funding, direct to PSC website for more info 	December 08	BF to draft sub
Regional Directors	<ul style="list-style-type: none"> Regional Report including information and school/region funding to be forwarded to RD's 	December 08	BF to create shell – AC to duplicate.
Regional Principal Conferences	<ul style="list-style-type: none"> Brian Ralph to advice on best way forward 	December 08	
Regional Schools Promotions Officer's (RSPO's)	<ul style="list-style-type: none"> Forward flier and information pack Check all have received and answer any further enquiries 	December 08	Contact Rob Asser. PSC team to make contact
Regional Sports organisers	<ul style="list-style-type: none"> Forward flier and information pack Check all have received and answer any further enquiries 	December 08	PSC team to make contact
DET/Schools website	<ul style="list-style-type: none"> Request home page article 	December 08	Contact: Celia Heffernan/Tracey Sen
InPrincipal	<ul style="list-style-type: none"> Article informing principals 	December 08 – to coincide with letter from Premier	DP to approve sub
Media Release	<ul style="list-style-type: none"> DET Media Unit to finalise media release for distribution 	Distribution in line with Premier's Letter	Contact: Billy Kos
Procurement	<ul style="list-style-type: none"> TBA 		
TERM 1 2009			
Schools Mail Out: '09	<ul style="list-style-type: none"> Premier's Sporting Challenge Sports Equipment brochure to be mailed to all schools. Brochure to contain detailed information on program and purchasing Option to include info/PDF brochure from suppliers 	February 2009	BF to get quote for design/print Content to be signed off by PSC PDG and Procurement
PSC website	<ul style="list-style-type: none"> Active link on PSC home page, directed to "PSC Sports Equipment Grant" menu page Option to host PDF Sports Equipment Brief on PSC website Link to Sports Equipment Purchasing and Catalogue ; direct through to Procurement Page 	December 2008 & updated February 2009	Janette Hannan
DET website (internet & intranet)	<ul style="list-style-type: none"> Request home page article 	February 09 →	BF to contact Tracey Senn to request meeting
InPrincipal	<ul style="list-style-type: none"> Distribute info to Principals with update of Challenge, launch of online catalogue and purchasing procedures 	February 09 →	Briefs to be drafted.
Side By Side	<ul style="list-style-type: none"> Introduce Sports Equipment Grants and school allocations. Option to utilise image of Ambassadors (Brett Lee & Susan Pratley) with the Premier. 	February 09 →	Ben Wyld
DET Media Unit	<ul style="list-style-type: none"> DET to brief Mark Davis and Bily Kos on schools purchasing 	February 09 →	SU to contact Billy Kos

P & C Journal Circ: 28,000	<ul style="list-style-type: none"> • 4 issues per year • Opportunities to promote PSC and Sports Equipment Grants 	Mid January	Contact to be made with Dianne Giblin
Media Partner	<ul style="list-style-type: none"> • Potential for regional news outlets 		

Communication Objectives

Stage 1:

- Raise awareness amongst schools communities of the Premier's Sporting Challenge Sports Equipment to Schools program
- Promote participation in the range of various Premier's Sporting Challenge initiatives
- Identify tender/s and allocation to schools
- Communicate purchasing to begin in February '09, with spend to be completed in June 09
- Communicate a 4 year commitment and available to every government school in NSW.

Stage 2:

- Raise awareness amongst schools communities of the Premier's Sporting Challenge Sports Equipment to Schools program
- Promote participation in the range of various Premier's Sporting Challenge initiatives
- Identify tender/s and allocation to schools
- Promote funding to be spent only with nominated tender/s
- Promote equipment catalogue and relevance of purchasing kits
- Clarify purchasing/invoicing/delivery process
- Communicate to schools proportion of allocated funding that has not been spent.



9. AMBASSADORS, PROMOTION AND SPONSORS

Key Features

In 2008, 23 state sporting organisations partnered the Premier's Sporting Challenge to support and deliver components of the program to schools across NSW. Their support included Ambassador visits to schools, coaching clinics and distribution of coaching resources.

Rugby League's 'One Community' was the Principal Sponsor of the 2008 *Premier's Primary and Secondary School Sport Challenges*. The One Community sponsorship included a cash contribution of \$100,000 + GST, access to players for school visits, tickets to NRL matches and signed merchandise.

The 2008 *Premier's Primary and Secondary School Sport Challenges* were also supported by associate sponsors Integral Energy, Fitness First, Nickelodeon and CatchIts.

A number of promotional initiatives have included:

- Tim Cahill, Socceroo, Nickelodeon and Reba Meagher visit to Cronulla Public School on June 5. Tim addressed the students at assembly and assisted in running coaching clinics. Tim presented a signed Socceroo jersey to the school.

Nickelodeon filmed Tim and the students in sport activities and produced a 90 second spot which was broadcast throughout July 2008. Every spot acknowledged Tim as a Premier's Sporting Challenge Ambassador.



- Craig Wing, South Sydney Rabbitohs, Robbie Farah, Wests Tigers and Nickelodeon visit to Annandale Public School on June 11. Students in years 3 and 4 enjoyed an afternoon of play and activity. Craig and Robbie were interviewed in a school assembly by Kyle and Maude from Nickelodeon prior to the students being involved in Rugby League Coaching clinics. Every student received a signed autograph card. A South Sydney and West Tigers jersey was presented to the school.

Nickelodeon filmed Craig and Robbie and the students in activities and have produced 2 x 90 second spot broadcasted throughout July 2008.

- Susan Pratley Regional Road Show
Australian Netballer Susan Pratley visited 4 schools in the Western NSW region – Quandialla Central, Molong Central, Canowindra Public and Cudal Public in early August. The students were delighted to meet an Australian Netball player and the two days resulted in significant media across television, radio and press.

- **Jayme Paris - 2008 Beijing Paralympian, Bronze Medal**
Our Ambassador, Jayme Paris was selected to represent Australia at Beijing in two cycling events – a road race and 500m Time Trial (Bronze Medal and World Record in classification) and 3,000m Individual Pursuit (4th place). Students have been delighted to hear of Jayme’s time in Beijing and to touch her Bronze Medal.
- **NRL ticket offer – West Tigers v Parramatta Eels at ANZ Stadium; West Tigers v South Sydney Rabbitohs at ANZ Stadium; Roosters v Broncos at SFS.**
Schools participating in the Challenge and in the feeder regions of the Parramatta, Souths and Tigers Clubs were offered complimentary tickets for students and their families to two matches. A total of 13,830 tickets were requested by schools.
- **NRL Grand Final Fan Day at Luna Park**
12 students and their families were invited to meet the Grand Final team and have a day of free rides at Luna Park. Students attended from primary schools across Sydney and two students with special needs attended the day.
- **Student Progress Certificates**
Premier’s Sporting Challenge Encouragement Certificates, Community Certificates and Achievement Certificates have been distributed to schools to recognise student progress. In total, over 6,000 certificates have been distributed.
- **Facilitator Acknowledgement Certificates**
All registered Premier’s Sporting Challenge Facilitators (including teaching and SASS staff) were presented with an individually personalised certificate, signed by their Regional Director. Over 800 certificates were distributed to acknowledge the role Facilitators have played in supporting and promoting the implementation of the Challenge at their school.
- **Premier’s Sporting Challenge Newsletters**
Premier’s Sporting Challenge newsletters were distributed to all participating schools in late June, August and October 2008. Additional newsletters have been distributed to schools in November to inform schools and students of current events, key time lines, updating schools progress and of innovative programs.
- **Premier’s Sporting Challenge Student/School Certificates – Bronze, Silver, Gold Diamond**
All students that completed the Challenge will receive an individual, A4, full colour personalised certificate – a total of 70,000 certificates. Each school will also receive an A3 school certificate for display, indicating the Award level achieved. The Premier’s Sporting Challenge provides Regional Directors and School Education Directors with opportunities to present these certificates to schools.

“Children are mostly extrinsically motivated and love receiving things so the Rugby League tickets have been great incentives.”

PSC Facilitator



10. PROFESSIONAL LEARNING WORKSHOPS 2008

Sports and Games

The Department's School Sport Unit in partnership with the Australian Sports Commission, provided K-6 teachers from each region the opportunity to participate in a *Sports and Games* workshop. The workshops target teachers interested in improving their sport management skills and student outcomes during school sport sessions.

The courses provided participants with the skills and confidence to plan, prepare and deliver fun, safe and inclusive games and activities for students. In particular, the courses aimed to assist teachers in understanding and applying the basics of what motivates and engages students in physical activity, and

- the development of sport specific skills
- in developing effective communication strategies in the sporting environment
- facilitating games and activities that engage students of different ages and abilities.

The course is an adaptation of the Australian Sport Commission's "Community Coach Training" course and is conducted by representatives from the Active After Schools Communities regional teams.

In 2008, the following *Sports and Games* courses have been successfully implemented:

Date	Region	No. of Participants		Venue
21/05/2008	Northern Sydney	33	K-6	The Brickpit, Thornleigh
4/06/2008	Western Sydney	36	K-6	Kellyville Ridge Public School
4/06/2008	Illawarra & South East	31	K-6	Figtree Heights Public School
25/06/2008	Sydney	33	K-6	Brighton-Le-Sands Public School
2/07/2008	South Western Sydney	28	K-6	Bankstown Basketball Stadium, Condell Park
17/09/2008	Hunter/Central Coast	36	K-6	Charlestown Public School
25/11/08	Riverina*	35	K-6	Wagga Wagga (venue to be confirmed)
Total to date		232*		

These workshops were highly successful as evident by course evaluations. Examples of comments include:

- *An excellent day. I was not sure what I was in for but have come out with lots of practical ideas to get all children involved in physical activities.*
- *Great course, great format/presentation of content.*
- *The CD looks enormously helpful and user friendly. You've made me re-evaluate the way I structure my lessons to be of most fun and benefit to the students. Thanks!*
- *Found this very valuable and entertaining way to broaden our thinking on the provision of sport/physical activity.*
- *This course should be compulsory for all primary teachers.*

11. INFORMATION TECHNOLOGY

Connected Classrooms

The Premier's Sporting Challenge has the potential to utilise Connected Classrooms for:

- Presentations - to teachers, students, facilitators
- Demonstrations - of sports skills, use of equipment, sport rules
- Ambassadors - interviews, question and answer sessions with students
- Workshops - Professional Learning workshops, sharing ideas on best practice models.

Key Features

- Interface the *Connected Classrooms Program* with the delivery of the *Girls in Sport*, *Sport Leadership* and *Get Active in the Middle Years* strands of the Premier's Sporting Challenge.
- A planned roll-out of *eLearning Tools* and the *Interactive Classrooms Project* will play a significant role in supporting key elements of the Premier' Sporting Challenge.
- Awards and achievements by students in the Premier's Sporting Challenge umbrella to be recorded on the Enrolment and Registration Number (ERN) system.

Current Activity

A Sports Leadership Project seminar involving 14 state sporting organisations in May 2008 provided a valuable opportunity to demonstrate the Department's strategic direction in regard to technology priorities and IT delivery methods (Activstudio and Interactive Whiteboards).

Following this seminar, preliminary discussions took place to explore the potential benefits and capabilities of the Connected Classroom Program.

Further meetings are planned to enable more Challenge partners to access the technology.

12. WEBSITE

The Premier's Sporting Challenge team has worked with staff from the Department's Information Technology Directorate to develop comprehensive business requirements for the Premier's Sporting Challenge website.

The project mandate is to implement the website to support the operation and administration of the various programs associated with the Premier's Sporting Challenge. A budget of \$250,000 was allocated to the project for the 2008 calendar year.

A website Priority Directions Group comprised:

- Chris Brown, Manager, Education Systems Development, Information Technology Directorate
- Janette Hannan, Project Manager, Education Systems Development, Information Technology Directorate
- Bill Anderson, Assistant Director, Strategic Initiatives Directorate
- David Power, Manager, School Sports Unit, Strategic Initiatives Directorate

The development of the website comprised 3 stages.

Stage 1: March 2008

- Static content
- Online registration of Facilitators
- Registration of participating schools

Stage 2: June 2008

- Registration of participating classes/teams and recording of activity minutes
- Register Activity Time for Teams and Classes
- Validate Activity Time
- School Challenge Board Management
- Reports – downloadable files for applications and participation

Stage 3: September 2008

- Withdraw and Delete Teams and Classes
- Activation of the Challenge Board
- Profiling Ambassadors

Stage 4: November 2008 – planning for 2009

- Register Students for Teams and Classes (participants)
- Register Teachers for Teams and Classes (new requirement to be confirmed)
- Facility for SSU to Administer the Challenge (set up start and end dates, activity periods, minimum weeks rules etc)
- Requirements for Sports Leadership Program
- utilisation of the Enrolment and Registration Number system to store data for students who achieve awards and accreditations through the Premier's Sporting Challenge.

13. PREMIER'S PRIMARY AND SECONDARY SCHOOL CHALLENGE - EVALUATION AND ANALYSIS

The *Premier's Primary and Secondary School Sport Challenge* team instigated five methods of evaluation in 2008 with responses used to modify support materials and website information for the rollout of the 2009 Challenge.

1. Survey distributed to participating schools

The Principal of each participating school was mailed a 2 page survey and a reply paid envelope to provide feedback on the *Premier's Primary and Secondary School Sport Challenge*. A total of 59 surveys were returned.

2. Questionnaire distributed to randomly selected schools

The Facilitator of 40 participating schools (20 primary, 20 secondary schools) were requested to complete a 10 pages survey to provide feedback on the *Premier's Primary and Secondary School Sport Challenge*. A total of 21 surveys were returned. The sample included schools from metropolitan and regional areas and Central schools.

3. Focus Groups

The Facilitators of 18 schools (9 primary and 9 secondary) were invited to participate in a focus group discussion to provide feedback on the Premier's Sporting Challenge. Four focus groups were held:

- Videoconference with 4 primary teachers from regional areas
- Face to face meeting with 5 primary teachers from Sydney
- Videoconference with 4 secondary teachers from regional areas
- Face to face meeting with 5 secondary teachers from Sydney.

4. Informal Evaluation

Many teachers/facilitators provided feedback throughout the course of the year via telephone conversations, e-mail and at school visits.

5. Log Book Analysis

The activity data entered each by students on their *Premier's Primary School Sport Challenge* and the *Premier's Secondary School Sport Challenge* log books provided significant information regarding the progress of students in the Challenge. The information also provides elementary information relating to the tracking of the type of activity in which students are participating. Over 1,500 log books were returned for evaluation.

Key Features

School principals, teachers and school Premier's Sporting Challenge Facilitators provided both formal and informal responses as part of the evaluation process.

"We are passionately dedicated to increasing, improving and maintaining high levels of physical activity in our student population – the Premier's Sporting Challenge fits in beautifully!"

PSC Facilitator

Key Facts

1) Data Relating to Activity Time

Data related to individual student activity time has been obtained via a random sample of schools that completed seven weeks of activity in the Challenge. The data has been compared against activity information recorded by students prior to the commencement of the Challenge, at Week 4 of the Challenge and at Week 7 of the Challenge.

Of the sample, average activity time per student per week from the pre-Challenge activity period to Week 7 increased by an average of 45%.

Pre-Challenge	Sat	Sun	Mon	Tue	Wed	Thu	Fri	Total
Informal								
School sport								
Recess/lunch								
Weekends								
Class time								
Total								

Category	Examples
Informal	Walk the dog, Skateboarding
School sport	HC game, Grass sport
Recess/lunch	Handball, Fencing back
Weekends	Bushwalking, Football game
Class time	Sport activities, PE lessons

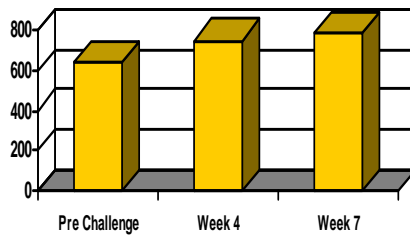


"Fill in the details on this page and you are in the driver's seat of a League Premier ship pack - a signed jersey, tickets and more than one. Good luck!"
DAVE WILSON
ASSISTANT MANAGER

Week 4	Sat	Sun	Mon	Tue	Wed	Thu	Fri	Total
Informal								
School sport								
Recess/lunch								
Weekends								
Class time								
Total								

Week 7	Sat	Sun	Mon	Tue	Wed	Thu	Fri	Total
Informal								
School sport								
Recess/lunch								
Weekends								
Class time								
Total								

Comment [g1]: ?? 51%, 49% or 45% (This is from the notes from Dave)

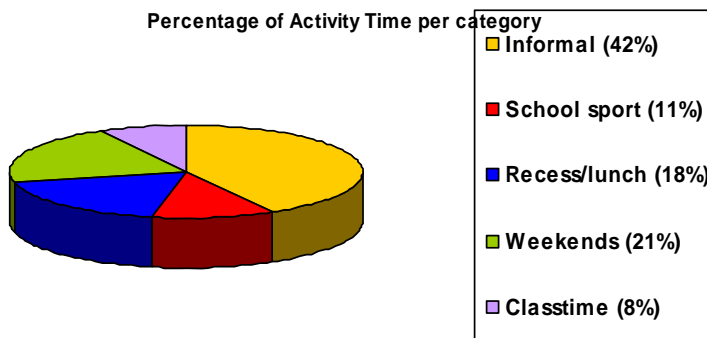


■ Minutes of activity per student per week

2) Data Relating to Activity Patterns

Data related to individual student activity patterns has been obtained via a random sample of schools that have completed seven weeks of activity in the Challenge. Students were asked to categorise activity that has taken place, across 5 categories, for 3 weeks of the Challenge:

- Informal e.g. walking the dog, skateboarding
- School sport e.g. knockout game, grade sport
- Recess/lunch e.g. handball, forcing back
- Weekends e.g. bushwalking, football games
- Class time e.g. sport electives, P.E. lessons

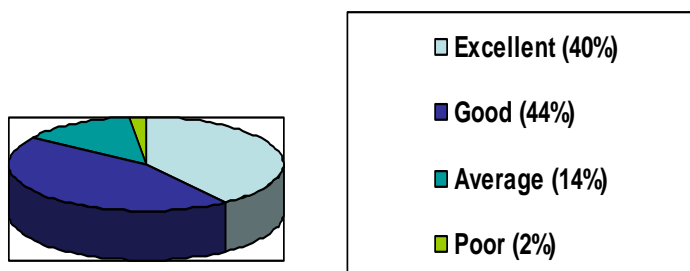


Of the sample, students spent most time being physically active in Informal activity.

3) Data relating to the website

Results of 60 schools that replied to a survey question:

How would you rate the Challenge in the following areas? Website: Design and Look



4) Data relating to the Duration of the Challenge

How did most students respond to the length of the Challenge? Please rate from 1 - 5

1 Enthusiastic	22%
2	17%
3	13%
4	18%
5 Too long	30%

How did most teachers respond to the length of the Challenge? Please rate from 1 - 5

1-Enthusiastic	9%
2	14%
3	22%
4	8%
5-Too long	48%

Responses from Facilitators

- 10 weeks. Cumulative over week. Flexibility in teams. Team leaders enter data.
- Term timeframe.
- Start and finish in one term so about 8 weeks of activity. After that, children lost interest in recording activity.
- 10 week Challenge.
- Certainly seems too long – but you need to get the activity ingrained in the children. Is there a solution?
- 10, not 15 week program.
- Make it shorter.

- *Make collecting data easier for teachers.*

5) Data relating to the registration process

What issues did you have with the collection process of student activity data?

No issues	5%
Cards were lost	45%
students bringing in cards	55%
Too time- consuming	55%
Unreliable record of activity time	41%
Students unable to add up total time spent in physical activity	41%
Sustaining interest over 15 weeks	68%

How did you find the data recording process on the website?

Easy	11
Took time to understand the process but then okay	7
Layout was not "user friendly"	1
Time-consuming	6



14. RECOMMENDATIONS

The evaluation indicated five key aspects of the *Premier's Primary and Secondary School Sport Challenges* are considered for review. The recommendations are:

1. Duration

Decrease the core activity period from 15 weeks to 10 weeks.

"Shorten the program to 10 weeks to focus on one term (no holidays) with an intensive push."

PSC Facilitator

2. Flexibility and Timing

Provide the option for schools to undertake a 5 week activity block, in summer.

"We are doing it at the coldest time of the year – there is no flexibility to complete in warmer months".

PSC Facilitator

3. Recording – student recording and online recording

Simplify the recording process. Remove the concept of 'minutes of activity accrued per week' and encourage students to strive for an Award goal per week – Bronze, Silver, Gold or Diamond. Therefore, Facilitators record the number of students to reach each Award level, each week. The final class/team Award will be based on an average, cumulative total throughout the 10 week period.

"Most households have access to the internet. I suggest students log in their own minutes each day from home. That way parents can check accuracy."

PSC Facilitator

4. Regional Schools

Provide greater opportunities for regional and rural schools to access Ambassador visits, Sports Leadership Program and other promotional opportunities

"Some ambassador's are not in the country and therefore are unable to visit schools. Maybe these ambassadors can have signed photos distributed to schools to use as rewards."

PSC Facilitator

5. Professional Development

Developing an online version of the '*Coaching and Managing School Sport Workshop*' targeting K-6 teachers that wish to become more confident in the teaching and implementation of school sport.

The online course will provide teachers with information relating to the role of sport in the curriculum, management of sport sessions, safe sport practices and injury prevention, and specific regional sporting information.

The '*Coaching and Managing School Sport Workshop*' will be complementary to the Sports Leadership Program.

6. Sponsors

Sign sponsors for 2009. Sponsors to include a combination of:

- cash contributors – to contribute to the operational budget
- contra/in-kind - to utilise as incentives for students/teachers e.g. water bottles, gym passes, prize packs and a
- Media - to increase awareness of the Premier's Sporting Challenge amongst the wider community.

Sponsors to be targeted include:

- | | |
|----------------------|-----------------|
| - One Community | - Speedo |
| - Integral Energy | - Woolworths |
| - Sydney Markets | - Sanitarium |
| - Nickelodeon | - Uncle Toby's |
| - Fitness First | - Kellogg's |
| - Nike | - SunRice |
| - Adidas | - Golden Circle |
| - Rebel Sport | - Banana Boat |
| - The Athlete's Foot | |

Operational Considerations

Additional areas that were consistently noted for consideration are listed below.

Registration

- Allow a greater time period for schools to register for the Challenge.
- Open registrations in March 2009.

Log Books

- Years 3 – 6: simplify log books as the vertical addition proved difficult for students.

Facilitators

- Encourage schools to have more than 1 facilitator.
- Facilitator Kits – provide a printed copy for each school.
- Facilitator Kit – content to be reduced. To include step-by-step cards and background information to be hosted on website.

Website

- Website – review registration process through AMU.
- Collection of Activity Time – minimise collection of data to a maximum of 2 times per year.

Promotion

- Utilise sports to promote regional visits to schools.
- Increase print budget to allow for more certificates to schools.

Ambassadors

- Ambassadors to participate in 2 day regional road shows (4 schools), to every region outside Sydney.



Projected Rollout of the 2009 Premier's Primary and Secondary School Sport Challenges

Term	Week	Premier's Primary & Secondary School Sport Challenge		
1	1			
	2			
	3			
	4			
	5			
	6	MARKETING TO SCHOOLS	2 March – Registrations open	
	7			
	8			
	9			
	10			
	11		9 April – Registrations close	
2	1	1 May – Challenge officially commences		
	2			
	3			
	4			
	5			
	6			
	7			
	8			
	9			
	10			
	11			
3	1			
	2			
	3			
	4			
	5			
	6			
	7			
	8			
	9			
	10	2 October – Challenge officially ends		
4	1			
	2			
	3			
	4	School Challenge Awards advised		
	5			
	6	Certificates given to schools		
	7			
	8			
	9			



APPENDIX A

Premier's Primary School Sport Challenge

Region	No. of Schools	Classes	Participants
Hunter / Central Coast	52	418	9,775
Illawarra and South East	42	315	7,470
New England	21	110	2,279
North Coast	34	182	4,017
Northern Sydney	19	240	5,970
Riverina	21	110	2,263
South Western Sydney	51	672	15,802
Sydney	28	235	5,564
Western NSW	25	126	2,606
Western Sydney	40	481	11,284
Totals	333	2,889	67,030

Premier's Secondary School Sport Challenge

Region	No. Of Schools	Teams	Participants
Hunter / Central Coast	10	91	831
Illawarra and South East	7	60	576
New England	4	54	538
North Coast	5	38	359
Northern Sydney	3	33	325
Riverina	3	36	359
South Western Sydney	15	117	1,128
Sydney	8	137	1,312
Western NSW	3	25	236
Western Sydney	13	140	1,326
Totals	71	731	6,990

Total Number of Participants in the Premier's Sporting Challenge per Region

Region	No. of Schools	Participants
Hunter / Central Coast	62	10,606
Illawarra and South East	49	8,046
New England	25	2,817
North Coast	39	4,376
Northern Sydney	22	6,295
Riverina	24	2,622
South Western Sydney	66	16,930
Sydney	36	6,876
Western NSW	28	2,842
Western Sydney	53	12,610
Total	404	74,020

State-wide Awards per region

Region	Diamond	Gold	Silver	Bronze	Encouragement
Hunter / Central Coast	6	41	10	4	1
Illawarra and South East	2	27	16	4	0
New England	1	14	8	2	0
North Coast	2	27	8	2	0
Northern Sydney	2	15	4	1	0
Riverina	0	13	8	3	0
South Western Sydney	2	39	19	6	0
Sydney	0	28	6	2	0
Western NSW	1	22	4	1	0
Western Sydney	1	31	17	4	0
Total	17	257	100	29	1

Award	Daily average activity time per student
Diamond	80 minutes per day
Gold	60 minutes per day
Silver	45 minutes per day
Bronze	30 minutes per day
Encouragement	20 minutes per day

Hunter/Central Coast Region

School	SEG	Participants	Classes	Award
Minmi Public School	H/CC5	51	2	Diamond
Hunter School of the Performing Arts	H/CC4	254	10	Diamond
New Lambton South Public School	H/CC5	110	4	Gold
Tenambit Public School	H/CC9	338	14	Gold
Yarramalong Public School	H/CC2	7	2	Gold
Central Mangrove Public School	H/CC3	95	4	Gold
Jewells Primary School	H/CC7	505	19	Gold
Kulnura Public School	H/CC3	80	4	Gold
King Street Public School	H/CC8	117	12	Gold
Copacabana Public School	H/CC3	125	5	Gold
Bob's Farm Public School	H/CC10	35	2	Gold
Hinton Public School	H/CC9	95	4	Gold
Tuggerah Public School	H/CC2	424	17	Gold
Kincumber Public School	H/CC3	528	20	Gold
Wamberal Public School	H/CC2	340	14	Gold
Pretty Beach Public School	H/CC3	84	4	Gold
Gosford East Public School	H/CC1	333	15	Gold
Kurri Kurri Public School	H/CC9	702	29	Gold
Gwandalan Public School	H/CC3	53	2	Gold
Cardiff South Public School	H/CC4	296	13	Gold
Floraville Public School	H/CC7	581	23	Gold
Ashtonfield Public School	H/CC10	334	14	Gold
Spencer Public School	H/CC3	14	2	Gold
Peats Ridge Public School	H/CC3	42	2	Gold
Cooranbong Public School	H/CC6	194	8	Gold
Charlestown South Public School	H/CC7	175	7	Gold
Blackalls Park Public School	H/CC6	235	9	Gold
Laguna Public School	H/CC9	40	2	Gold
Black Hill Public School	H/CC4	60	3	Gold
Wyong Creek Public School	H/CC2	28	2	Gold
West Wallsend Public School	H/CC4	204	8	Gold
Budgewoi Public School	H/CC1	277	11	Gold
Woodport Public School	H/CC1	320	13	Gold
Dooralong Public School	H/CC2	14	1	Gold
Fassifern Public School	H/CC6	57	3	Gold
Islington Public School	H/CC5	72	4	Gold
Tuggerawong Public School	H/CC2	242	10	Gold
Williamtown Public School	H/CC10	12	2	Gold
Wangi Wangi Public School	H/CC6	138	6	Gold
Northlakes Public School	H/CC1	565	25	Silver
Clarence Town Public School	H/CC10	178	7	Silver
Plattsburg Public School	H/CC5	163	6	Silver
Gresford Public School	H/CC10	87	4	Silver
Thornton Public School	H/CC4	107	4	Silver
Ettalong Public School	H/CC3	124	4	Silver
Umina Public School	H/CC3	61	2	Silver
Millfield Public School	H/CC9	64	3	Silver

Wyoming Public School	H/CC2	276	15	Silver
Paxton Public School	H/CC9	59	3	Silver
Millers Forest Public School	H/CC4	35	2	Silver
Belmont Public School	H/CC7	200	7	Bronze
Wyong Public School	H/CC2	245	10	Bronze

School	SEG	Participants	Teams	Award
West Wallsend High School	H/CC4	10	1	Diamond
Hunter School of the Performing Arts	H/CC4	48	6	Diamond
Terrigal High School	H/CC2	122	13	Diamond
Tuggerah Lakes College, Berkeley Vale	H/CC1	97	10	Gold
Rutherford Technology High School	H/CC8	70	7	Gold
Callaghan College, Waratah	H/CC5	306	35	Gold
Glendale Technology HS	H/CC7	80	9	Gold
Tuggerah Lakes College, Tumbi Umbi	H/CC1	10	1	Gold
Merriwa Central School	H/CC8	38	4	Bronze
Erina High School	H/CC1	50	5	Encouragement

Illawarra and South East Region

School	SEG	Participants	Classes	Award
Ulladulla Public School	Batemans Bay	93	4	Diamond
Tirranna Public School	Queanbeyan	16	2	Gold
Windellama Public School	Queanbeyan	31	2	Gold
Nimmitabel Public School	Sapphire Coast	23	2	Gold
Collector Public School	Queanbeyan	22	2	Gold
Berkeley West Public School	Wollongong	170	7	Gold
Quaama Public School	Sapphire Coast	75	3	Gold
Laggan Public School	Queanbeyan	28	2	Gold
Shellharbour Public School	Shellharbour	258	9	Gold
Lakelands Public School	Shellharbour	306	12	Gold
Fairy Meadow Public School	Wollongong North	372	20	Gold
Figtree Heights Public School	Wollongong	204	8	Gold
Captains Flat Public School	Queanbeyan	16	1	Gold
Dapto Public School	Shellharbour	731	29	Gold
Mount Kembla Public School	Wollongong	85	3	Gold
Mount St Thomas Public School	Wollongong	86	3	Gold
Flinders Public School	Shellharbour	313	12	Gold
Bigga Public School	Queanbeyan	15	1	Gold
Central Tilba Public School	Batemans Bay	44	2	Gold
Bowral Public School	Goulburn/Highlands	457	17	Gold
Merimbula Public School	Sapphire Coast	421	17	Gold
Queanbeyan East Public School	Queanbeyan	154	6	Gold
Berkeley Public School	Wollongong	184	7	Gold
Stanwell Park Public School	Wollongong North	175	7	Gold
Corrimal East Public School	Wollongong North	301	12	Gold
Moss Vale Public School	Goulburn/Highlands	29	1	Gold
Nowra East Public School	Shoalhaven	272	13	Silver
Towamba Public School	Sapphire Coast	35	2	Silver
Wollondilly Public School	Goulburn/Highlands	289	12	Silver
Taralga Public School	Queanbeyan	66	3	Silver
Mount Brown Public School	Shellharbour	172	7	Silver
Nowra Public School	Shoalhaven	348	12	Silver
Jerrabomberra Public School	Queanbeyan	83	3	Silver
Queanbeyan West Public School	Queanbeyan	411	17	Silver
Farmborough Road Public School	Wollongong	238	10	Silver
Dalton Public School	Queanbeyan	26	2	Silver
Oak Flats Public School	Shellharbour	491	19	Silver
Havenlee School	Shoalhaven	38	6	Silver
Pambula Public School	Sapphire Coast	128	5	Silver
Gunning Public School	Queanbeyan	64	3	Silver
Tullimbar Public School	Shellharbour	58	4	Bronze
Keiraville Public School	Wollongong	142	6	Bronze

School	SEG	Participants	Teams	Award
Bomaderry High School	Shoalhaven	70	7	Diamond

Illawarra Sports High School	Wollongong	246	26	Gold
Nowra High School	Shoalhaven	50	5	Gold
Corrimal High School	Wollongong North	60	6	Silver
Havenlee School	Shoalhaven	52	6	Silver
Monaro High School	Sapphire Coast	70	7	Bronze
Warilla High School	Shellharbour	28	3	Bronze



New England Region

School	SEG	Participants	Classes	Award
Tintinhull Public School	New England Central	53	3	Gold
Manilla Central School	New England South	444	20	Gold
Bellata Public School	New England West	33	2	Gold
Walcha Central School	New England Central	420	18	Gold
Westdale Public School	New England South	384	16	Gold
North Star Public School	New England West	44	2	Gold
Sir Henry Parkes Memorial Public School	New England North	245	10	Gold
Bald Blair Public School	New England North	34	2	Gold
Spring Ridge Public School	New England South	39	2	Gold
Collarenebri Central School	New England West	100	6	Gold
Blackville Public School	New England South	15	2	Gold
Wongwibinda Public School	New England North	6	1	Gold
Premer Public School	New England South	11	1	Silver
Toomelah Public School	New England West	56	5	Silver
Burren Junction Public School	New England West	16	1	Silver
Drummond Memorial Public School	New England Central	85	5	Silver
Bundarra Central School	New England North	41	2	Silver
Dungowan Public School	New England Central	48	3	Silver
Gilgai Public School	New England North	37	2	Silver
Narrabri Public School	New England West	152	6	Silver
Bendemeer Public School	New England Central	16	1	Bronze

School	SEG	Participants	Teams	Award
Manilla Central School	New England South	100	10	Diamond
Walcha Central School	New England Central	338	34	Gold
Macintyre High School	New England North	40	4	Gold
Collarenebri Central School	New England West	60	6	Silver

North Coast Region

School	SEG	Participants	Classes	Award
Tumbulgum Public School	Far North Coast	48	3	Diamond
Modanville Public School	The Wilson	115	5	Gold
Hérons Creek Public School	Manning Camden Haven	13	2	Gold
Wingham Public School	Lower North Coast	369	15	Gold
Tyalgum Public School	Far North Coast	59	3	Gold
Bonville Public School	Coffs Harbour	118	5	Gold
Coutts Crossing Public School	Clarence	100	4	Gold
Harwood Island Public School	Clarence	46	2	Gold
Stuarts Point Public School	Mid North Coast	57	4	Gold
Wiangaree Public School	Richmond Valley	19	2	Gold
Alstonville Public School	Southern Cross	543	21	Gold
Uki Public School	Far North Coast	88	3	Gold
Wardell Public School	Southern Cross	56	3	Gold
Murwillumbah Public School	Far North Coast	257	10	Gold
Caniaba Public School	The Wilson	78	4	Gold
Fingal Head Public School	Far North Coast	59	3	Gold
Wollongbar Public School	Southern Cross	223	9	Gold
Coorabell Public School	Southern Cross	87	4	Gold
Lennox Head Public School	Southern Cross	364	15	Gold
Eungai Public School	Mid North Coast	82	4	Gold
Lord Howe Island Central School	Mid North Coast	32	2	Gold
Woodenbong Central School	Richmond Valley	200	12	Gold
Eltham Public School	The Wilson	52	2	Gold
Cudgen Public School	Far North Coast	152	7	Gold
Bellimbopinni Public School	Hastings	28	2	Gold
Dundurrabin Public School	Mid North Coast	23	2	Silver
Main Arm Upper Public School	Southern Cross	51	3	Silver
Copmanhurst Public School	Clarence	78	4	Silver
Empire Vale Public School	Southern Cross	56	3	Silver
Sawtell Public School	Coffs Harbour	257	11	Silver
Carool Public School	Far North Coast	34	2	Silver
Iluka Public School	Clarence	132	6	Silver
South West Rocks Public School	Hastings	50	1	Bronze
Glenreagh Public School	Clarence	91	4	Bronze

School	SEG	Participants	Teams	Award
Dorrigo High School	Mid North Coast	50	5	Diamond
Wauchope High School	Hastings	45	5	Gold
Byron Bay High School	Southern Cross	78	9	Gold
Woolgoolga High School	Coffs Harbour	10	1	Gold
Woodenbong Central School	Richmond Valley	176	18	Silver

Northern Sydney Region

School	SEG	Participants	Classes	Award
Killarney Heights Public School	Middle Harbour Network	311	11	Diamond
Willoughby Public School	Middle Harbour Network	401	14	Gold
Samuel Gilbert Public School	Hills Network	564	22	Gold
Forestville Public School	Middle Harbour Network	128	5	Gold
Glenhaven Public School	Hills Network	354	15	Gold
Castle Cove Public School	North Shore Network	377	15	Gold
Bilgola Plateau Public School	Peninsula Network	418	17	Gold
Artarmon Public School	Middle Harbour Network	515	19	Gold
Ryde Public School	Lane Cove Network	356	13	Gold
Roselea Public School	Hills Network	397	16	Gold
Hornsby Heights Public School	Hornsby Network	311	14	Gold
Hornsby North Public School	Hornsby Network	610	24	Gold
Lane Cove Public School	Lane Cove Network	679	28	Gold
Pennant Hills Public School	Hills Network	87	3	Gold
Balgowlah North Public School	Middle Harbour Network	55	2	Gold
Dee Why Public School	Peninsula Network	122	6	Silver
Dural Public School	Hornsby Network	187	7	Silver
Karonga School	Hills Network	40	7	Silver
Eastwood Public School	Lane Cove Network	58	2	Bronze

School	SEG	Participants	Teams	Award
Pennant Hills High School	Hills Network	109	11	Diamond
North Sydney Boys High School	Lane Cove Network	148	15	Gold
St Ives High School	North Shore Network	68	7	Silver

Riverina Region

School	SEG	Participants	Classes	Award
Parkview Public School	Riverina West	175	8	Gold
Murrumburrah Public School	Riverina North	93	4	Gold
Boree Creek Public School	Riverina West	18	2	Gold
Narrandera Public School	Riverina West	224	11	Gold
Goolgowi Public School	Riverina North West	75	4	Gold
Moulamein Public School	Riverina South West	62	3	Gold
June North Public School	Riverina Central	165	7	Gold
Franklin Public School	Riverina East	232	11	Gold
Gerogery Public School	Riverina South	18	2	Gold
Lake Wyangan Public School	Riverina North West	92	4	Gold
Temora West Public School	Riverina Central	169	8	Gold
Beelbanger Public School	Riverina West	69	3	Gold
Ungarie Central School	Riverina North West	64	4	Gold
Walla Walla Public School	Riverina South	40	2	Silver
Willans Hill School	Riverina East	58	8	Silver
Albury North Public School	Riverina South	196	8	Silver
Henty Public School	Riverina Central	92	4	Silver
Mayrung Public School	Riverina South West	25	2	Silver
Barham Public School	Riverina South West	29	1	Bronze
Corowa Public School	Riverina South	358	13	Bronze
Milbrulong Public School	Riverina Central	9	1	Bronze

School	SEG	Participants	Teams	Award
Deniliquin High School	Riverina South West	160	16	Silver
Yanco Agricultural High School	Riverina West	129	13	Silver
Mount Austin High School	Riverina North	70	7	Silver

South Western Sydney Region

School	SEG	Participants	Classes	Award
Campbelltown North Public School	Campbelltown	161	6	Gold
Fairvale Public School	Fairfield	532	22	Gold
St Helens Park Public School	Campbelltown	389	17	Gold
Widemere Public School	Granville	252	11	Gold
Harrington Park Public School	Macarthur	745	30	Gold
Fairfield West Public School	Fairfield	414	20	Gold
Mount Pritchard East Public School	Liverpool	244	10	Gold
Prestons Public School	Liverpool	506	20	Gold
Yennora Public School	Fairfield	143	6	Gold
Sherwood Grange Public School	Granville	262	11	Gold
Picnic Point Public School	East Hills	226	8	Gold
Bonnyrigg Heights Public School	Hoxton	702	30	Gold
Ambarvale Public School	Campbelltown	308	14	Gold
Mary Brooksbank School	Macarthur	82	14	Gold
Glenfield Public School	Ingleburn	298	12	Gold
Narwee Public School	East Hills	243	10	Gold
Green Valley Public School	Hoxton	107	4	Gold
Harcourt Public School	Strathfield	605	24	Gold
Casula Public School	Liverpool	640	25	Gold
Belmore South Public School	Strathfield	340	14	Gold
Oakdale Public School	Macarthur	93	4	Gold
Marsden Road Public School	Liverpool	537	21	Gold
Merrylands East Public School	Granville	270	10	Gold
Narellan Vale Public School	Macarthur	86	2	Gold
Mortlake Public School	Strathfield	48	2	Gold
Briar Road Public School	Campbelltown	277	14	Gold
Bargo Public School	Macarthur	319	14	Gold
Smithfield Public School	Fairfield	471	20	Gold
St Andrews Public School	Ingleburn	541	24	Gold
Fairfield Public School	Fairfield	631	27	Gold
Bankstown South Infants School	Bankstown	59	3	Gold
Padstow Park Public School	East Hills	41	2	Silver
Cabramatta Public School	Fairfield	341	13	Silver
Greenacre Public School	Bankstown	56	2	Silver
Guildford Public School	Granville	355	14	Silver
Georges Hall Public School	Bankstown	190	7	Silver
Homebush Public School	Strathfield	558	22	Silver
Carramar Public School	Fairfield	235	10	Silver
Bankstown North Public School	Bankstown	249	10	Silver
Auburn West Public School	Granville	716	29	Silver
Busby West Public School	Hoxton	314	15	Silver
Campbelltown Public School	Campbelltown	92	3	Silver
Chester Hill North Public School	Fairfield	554	23	Silver
Rosemeadow Public School	Campbelltown	504	18	Silver
Curran Public School	Ingleburn	251	11	Silver
Cecil Hills Public School	Hoxton	523	23	Silver
Hannans Road Public School	East Hills	82	3	Bronze

Caroline Chisholm School	East Hills	75	10	Bronze
Granville South Public School	Granville	74	3	Bronze
Karningul School	Bankstown	13	3	Bronze
Tahmoor Public School	Macarthur	48	2	Bronze

School	SEG	Participants	Teams	Award
Birrong Girls High School	Bankstown	60	6	Diamond
Camden High School	Macarthur	20	2	Diamond
Sefton High School	Granville	70	7	Gold
Holsworthy High School	Ingleburn	10	1	Gold
Cabramatta High School	Fairfield	127	14	Gold
James Meehan High School	Ingleburn	49	5	Gold
Beverly Hills Girls High School	East Hills	89	10	Gold
Ingleburn High School	Ingleburn	48	5	Gold
Mary Brooksbank School	Macarthur	32	4	Gold
Bankstown Girls High School	Bankstown	50	5	Gold
Verona School	Granville	19	2	Silver
Leumeah High School	Campbelltown	99	10	Silver
Condell Park High School	Bankstown	150	15	Silver
Prairiewood High School	Hoxton	145	15	Silver
Liverpool Girls High School	Liverpool	160	16	Bronze

Sydney Region

School	SEG	Participants	Classes	Award
Miranda North Public School	Port Hacking	252	10	Gold
Cronulla Public School	Port Hacking	115	5	Gold
Bronte Public School	Network 8	182	8	Gold
Taren Point Public School	Network 8	84	4	Gold
Yowie Bay Public School	Port Hacking	406	16	Gold
Yarrawarra Public School	Woronora River	30	1	Gold
Penshurst West Public School	Network 8	331	13	Gold
Orange Grove Public School	Port Jackson	121	6	Gold
Tharawal Public School	Woronora River	322	13	Gold
Tempe Public School	Inner City	166	7	Gold
Grays Point Public School	Port Hacking	192	7	Gold
Bardwell Park Infants School	Inner West	57	3	Gold
Mortdale Public School	Georges River	343	15	Gold
Glebe Public School	Inner City	92	5	Gold
Hurstville Grove Infants School	Georges River	79	4	Gold
Annandale North Public School	Network 8	272	10	Gold
Lugarno Public School	Georges River	352	14	Gold
Crown Street Public School	Inner City	261	10	Gold
Pagewood Public School	Botany Bay	185	9	Gold
Ferncourt Public School	Inner City	318	13	Gold
Alexandria Park Community School	Inner City	270	14	Gold
Canterbury South Public School	Inner West	100	4	Gold
Chifley Public School	Botany Bay	215	9	Gold
Waterfall Public School	Woronora River	32	2	Silver
Waverley Public School	Port Jackson	152	6	Silver
St Peters Public School	Network 8	53	3	Silver
Peakhurst West Public School	Georges River	134	5	Silver
Mascot Public School	Botany Bay	448	19	Silver

School	SEG	Participants	Teams	Award
Georges River College, Oatley	Georges River	34	4	Gold
Fort Street High School	Network 8	447	45	Gold
The Jannali High School	Woronora River	199	20	Gold
Alexandria Park Community School	Inner City	56	6	Gold
Kingsgrove High School	Network 8	10	1	Gold
Burwood Girls High School	Inner West	180	18	Silver
Georges River College, Peakhurst	Georges River	336	38	Bronze
Dulwich High School	Inner City	50	5	Bronze

Western NSW Region

School	SEG	Participants	Classes	Award
Cudgegong Valley Public School	Warrumbungle	553	22	Gold
Tooraweenah Public School	Warrumbungle	23	2	Gold
Molong Central School	Orange	246	10	Gold
Eugowra Public School	Lachlan	32	2	Gold
Quandialla Central School	Lachlan	62	4	Gold
Dareton Public School	Broken Hill	101	6	Gold
Forbes North Public School	Lachlan	55	2	Gold
Neville Public School	Orange	14	2	Gold
Broken Hill Public School	Broken Hill	130	5	Gold
Palinyewah Public School	Broken Hill	30	2	Gold
Sofala Public School	Bathurst	13	2	Gold
Cudal Public School	Orange	57	3	Gold
Rylstone Public School	Warrumbungle	85	4	Gold
Ballimore Public School	Dubbo	17	2	Gold
Hill End Public School	Warrumbungle	13	2	Gold
Brewarrina Central School	Bourke	132	7	Gold
Dubbo North Public School	Dubbo	281	12	Gold
Canowindra Public School	Lachlan	175	8	Gold
Zig Zag Public School	Bathurst	50	3	Gold
Buronga Public School	Broken Hill	75	4	Gold
Cumnock Public School	Orange	33	2	Gold
Kandos Public School	Warrumbungle	48	2	Silver
Portland Central School	Bathurst	73	4	Silver
Alma Public School	Broken Hill	291	13	Silver
Carinda Public School	Warrumbungle	17	1	Bronze

School	SEG	Participants	Teams	Award
Quandialla Central School	Lachlan	36	4	Diamond
Mudgee High School	Warrumbungle	140	15	Gold
Condobolin High School	Lachlan	60	6	Silver

Western Sydney Region

School	SEG	Participants	Classes	Award
Leonay Public School	Blue Mountains	217	9	Gold
Ermington West Public School	Cumberland	160	7	Gold
Kingswood Public School	Penrith Valley	297	12	Gold
Hassall Grove Public School	Mt Druitt	113	5	Gold
Seven Hills Public School	Nirimba	94	4	Gold
Girraween Public School	Cumberland	13	1	Gold
Regentville Public School	Penrith Valley	568	22	Gold
Werrington County Public School	Penrith Valley	297	12	Gold
Kellyville Ridge Public	The Hills	528	22	Gold
Yates Avenue Public School	Cumberland	227	10	Gold
Clairgate Public School	Minchinbury	425	17	Gold
Parramatta East Public School	Cumberland	275	11	Gold
Dundas Public School	Cumberland	370	15	Gold
Ironbark Ridge Public School	The Hills	254	11	Gold
John Palmer Public School	The Hills	51	3	Gold
Richmond North Public School	Hawkesbury	212	9	Gold
Hobartville Public School	Hawkesbury	472	23	Gold
Carlingford Public School	Cumberland	322	13	Gold
Oatlands Public School	Cumberland	238	11	Gold
Hilltop Road Public School	Cumberland	583	24	Gold
Cambridge Park Public School	Penrith Valley	512	21	Gold
Dawson Public School	Mt Druitt	364	17	Gold
Telopea Public School	Cumberland	87	4	Gold
Vineyard Public	Hawkesbury	57	3	Gold
Parramatta Public School	Cumberland	205	7	Gold
Kurrajong Public School	Hawkesbury	191	8	Gold
Rydalmere Public School	Cumberland	142	6	Gold
Bennett Road Public School	Minchinbury	481	19	Silver
Emerton Public School	Mt Druitt	223	10	Silver
Blacktown North Public School	Nirimba	115	5	Silver
Shelley Public School	Nirimba	568	22	Silver
Penrith Public School	Penrith Valley	406	18	Silver
Glendenning Public School	Mt Druitt	484	19	Silver
Claremont Meadows Public School	Penrith Valley	417	18	Silver
Oxley Park Public School	Minchinbury	417	16	Silver
Kingswood Park Public School	Penrith Valley	25	1	Silver
York Public School	Penrith Valley	216	8	Silver
Plumpton Public School	Mt Druitt	562	22	Silver
Rowland Hassall School	Cumberland	18	4	Bronze
Halinda School	Mt Druitt	78	12	Bronze

School	SEG	Participants	Teams	Award
Cranebrook High School	Penrith Valley	100	10	Diamond
Cambridge Park High School	Penrith Valley	60	6	Gold
Penrith High School	Penrith Valley	109	11	Gold

Macarthur Girls High School	Cumberland	60	6	Gold
Katoomba High School	Blue Mountains	20	2	Gold
Coreen School	Nirimba	30	3	Silver
Mitchell High School	Nirimba	214	24	Silver
Girraween High School	The Hills	70	7	Silver
Cumberland High School	Cumberland	167	17	Silver
Rooty Hill High School	Minchinbury	190	21	Silver
Erskine Park High School	Minchinbury	50	5	Silver
Rowland Hassall School	Cumberland	96	12	Bronze
Winmalee High School	Blue Mountains	160	16	Bronze

