

Focus: Spelling

Game: “Hopscotch”

Suggested Outcomes:

EN2-5A- uses a range of strategies, including knowledge of letter–sound correspondences and common letter patterns, to spell familiar and some unfamiliar words.

- Understand how to use strategies for spelling words, including spelling rules, knowledge of morphemic word families, spelling generalisations, and letter combinations including double letters (ACELA1485, ACELA1779)

Resources

- Hopscotch grids
- Chalk
- Clipboards per group
- Hand-out per group
- Pen per group

Instructions

- Draw 6 hopscotch grids with 9 boxes in each.
- Write an appropriate 9-letter word into the grid, placing one letter in each box.
- In 6 small groups, students will create words from the letters in their grid and hop on each letter as they spell them.
- Students will use the clipboard and hand-out to record all of the words they can create and hop from the grid.
- Students are challenged to try to create as many words in their team as possible, whilst also trying to figure out the 9-letter word contained in the grid.
- After 2-5 minutes students will rotate to a new hopscotch grid and complete the process.

Extension

- Students can draw their own grid with chalk and create their own 9-letter word for other groups to complete.

Hopscotch

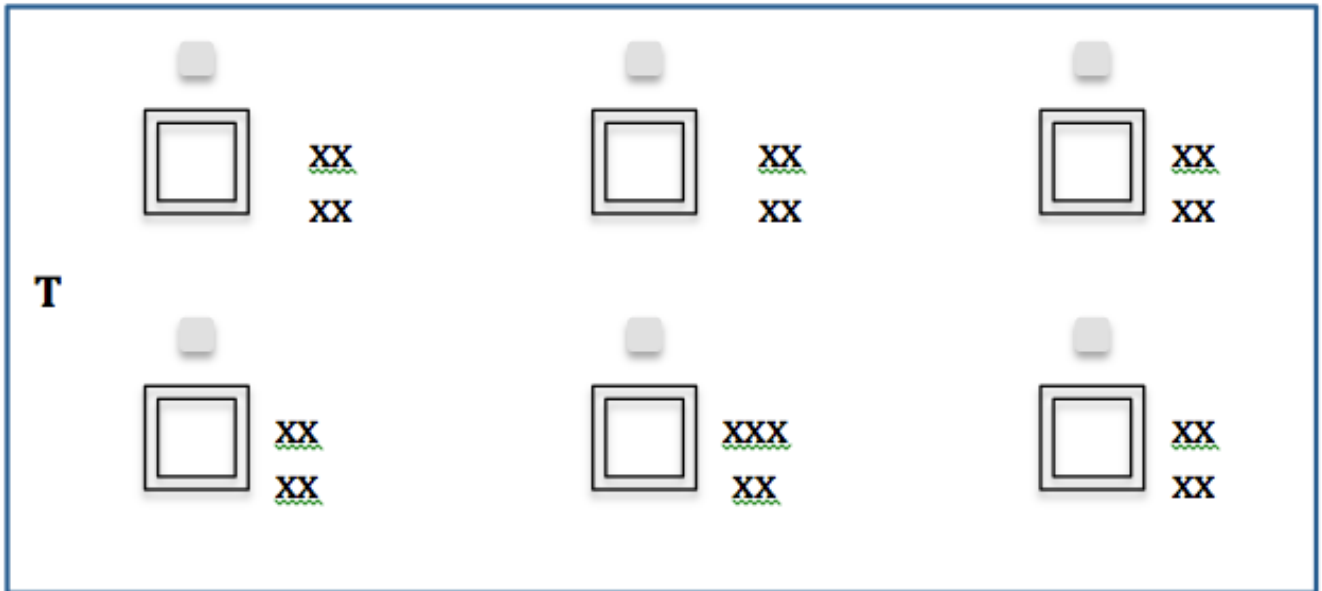
1	2	3	4	5	6





Example Spelling List (Student Copy)

about
first
going
live
every
doing
along
happy
didn't
should
people
yesterday
could
because
beautiful
afternoon
something
around
friend
myself

Diagram



KEY:	
Teacher	T
Students	X
Grids	
Hand-out	
Area	